



DOOR LAMINATES



Greenlam



A Product Of

Greenlam
Industries Limited



Scan to download
the E-Catalogue



DOOR
LAMINATES

OPEN THE DOOR OF YOUR IMAGINATION WITH GREENLAM DOOR LAMINATE COLLECTION

An astonishing range of laminates for doors that enhances the interior of your loved spaces. Adaptable to suit all kinds of choices in modern styles, without limits, and in line with the latest trend in interior design, Greenlam Door Laminate Collection would surely encapsulate stylistic tradition with modern versatility. With its high performance quality and superior durability Greenlam Door Laminates are at par with international markets and a better alternative to traditional painting and polishing methods.



4808 BRUNSWICK DARK



FEATURES



NSF CERTIFICATION

Greenlam is the only brand in Asia to hold an NSF (National Sanitation Foundation) Certification for High Pressure Laminate. All our products are certified as safe to be used on food-surfacing equipments such as work-tops & non-work tops.



HEALTH & ENVIRONMENT CERTIFICATION

Apart from GREENGUARD Standard and GREENLABEL Singapore, Greenlam holds the GREENGUARD GOLD certification as well. This means that our laminates have minimal emission of TVOC (Total Volatile Organic Compounds), and are suitable for use in environments such as school where children spend significant periods of time. Greenlam products are also FSC® certified. Ask for our FSC® Certified products.



10 YEAR WARRANTY

Greenlam offers 10 year warranty on all products against any manufacturing defect.



FIRE RETARDANT

(Offered On Special Demand)

Greenlam laminates hold the highest standard of fire resistance. Not only is it Class '0' rated, our laminates holds the best certification of Cs1d0, which proves that the smoke production is at the minimal and there are 0 flaming droplets in case of fire. Last but not the least, our laminates not only withstand the fire, it even helps to extinguish the fire when comes in direct contact with thermal attack.



25 YEARS OF EXCELLENCE

Greenlam has won various prestigious awards including Delhi's Best Employer Brand Award, Largest Exporter of Laminates, Expert's Choice Award, Power Brands, Master Brand, 100 most Valuable Brands among many others.



AVAILABLE SIZES

(IN FEET)

3x7, 4x7 & 4x8

THICKNESS

(IN MM)

0.8, 1.0 & 0.6 (POST FORMING)

FINISHES OFFERED



SUEDE (SUD)



MATT (MAT)



NATURA (NAT)

Disclaimer:

* "As per the test report SARS Cov-2 virus gets more than 99% retarded after 45 mins of the contact"

** "As per the test report virus gets 99.99% retarded in 24 hours of contact"

*** "As per test report bacteria gets 99.99% retarded after 24 hours of contact"

WOODS




4804 MEGEVE WALNUT

AVERLY WALNUT



MILLER OAK



WOODS



4815 SUD AVERLY WALNUT

AVAILABLE TEXTURE

SUD MAT NAT

MATCHING E3
EDGE BAND

2056

P3 is applicable only on Natura (NAT) finish.

4822 SUD MILLER OAK

AVAILABLE TEXTURE

SUD MAT NAT

MATCHING E3
EDGE BAND

2042



DESIGN NO.: 4815



DESIGN NO.: 4822


P3

P3

ARIZA OAK



MEGEVE WALNUT



WOODS



4802 SUD ARIZA OAK

AVAILABLE TEXTURE

SUD MAT NAT

MATCHING E3
EDGE BAND

2094

P3 is applicable only on Natura (NAT) finish.

4804 SUD MEGEVE WALNUT

AVAILABLE TEXTURE

SUD MAT NAT

MATCHING E3
EDGE BAND

2067



DESIGN NO.: 4802




DESIGN NO.: 4804

P3

P3

BREZA OAK



DUNA OAK



WOODS



DESIGN NO.: 4809



DESIGN NO.: 4818

4809 SUD BREZA OAK

AVAILABLE TEXTURE

SUD MAT NAT

MATCHING E3
EDGE BAND

2012

P3 is applicable only on Natura (NAT) finish.

4818 SUD DUNA OAK

AVAILABLE TEXTURE

SUD MAT NAT


MATCHING E3
EDGE BAND

2086


P3

P3

TAMARACK



MOCHA WOOD



WOODS



4805 SUD TAMARACK

AVAILABLE TEXTURE

SUD MAT NAT

MATCHING E3
EDGE BAND

2046

P3 is applicable only on Natura (NAT) finish.

4821 SUD MOCHA WOOD

AVAILABLE TEXTURE

SUD MAT NAT

MATCHING E3
EDGE BAND

2045



DESIGN NO.: 4805



DESIGN NO.: 4821


P3

P3

LAHVISH WOOD

SALLY OAK

WOODS



4803 SUD LAHVISH WOOD

AVAILABLE TEXTURE

SUD MAT NAT

MATCHING E3
EDGE BAND

2043

P3 is applicable only on Natura (NAT) finish.

4806 SUD SALLY OAK

AVAILABLE TEXTURE

SUD MAT NAT

MATCHING E3
EDGE BAND

2067



DESIGN NO.: 4803



DESIGN NO.: 4806

P3

P3

BRUNSWICK LIGHT



BRUNSWICK DARK



WOODS



4807 SUD BRUNSWICK LIGHT

AVAILABLE TEXTURE

SUD MAT NAT

MATCHING E3
EDGE BAND

2092

P3 is applicable only on Natura (NAT) finish.

4808 SUD BRUNSWICK DARK

AVAILABLE TEXTURE

SUD MAT NAT

MATCHING E3
EDGE BAND

2080



DESIGN NO.: 4807



DESIGN NO.: 4808

P3

P3

WARM CHERRY



GREY CHERRY



WOODS



4811 SUD WARM CHERRY

AVAILABLE TEXTURE

SUD MAT NAT

MATCHING E3
EDGE BAND

2092

P3 is applicable only on Natura (NAT) finish.

4812 SUD GREY CHERRY

AVAILABLE TEXTURE

SUD MAT NAT

MATCHING E3
EDGE BAND

2024



DESIGN NO.: 4811



DESIGN NO.: 4812

P3

LARA OAK



LUKAS



WOODS



4801 SUD LARA OAK

AVAILABLE TEXTURE

SUD MAT NAT

MATCHING E3
EDGE BAND

2053

P3 is applicable only on Natura (NAT) finish.

4810 SUD LUKAS

AVAILABLE TEXTURE

SUD MAT NAT

MATCHING E3
EDGE BAND

2091



DESIGN NO.: 4801



DESIGN NO.: 4810



P3

P3

TEASURY WALNUT

DAVOS

WOODS



4819 SUD TEASURY WALNUT

AVAILABLE TEXTURE

SUD MAT NAT

MATCHING E3
EDGE BAND

2057

P3 is applicable only on Natura (NAT) finish.

4820 SUD DAVOS

AVAILABLE TEXTURE

SUD MAT NAT

MATCHING E3
EDGE BAND

2045



DESIGN NO.: 4819



DESIGN NO.: 4820


P3

P3

MESO OAK

BULA WALNUT

WOODS



4817 SUD MESO OAK

AVAILABLE TEXTURE

SUD MAT NAT

MATCHING E3
EDGE BAND

2013

P3 is applicable only on Natura (NAT) finish.

4816 SUD BULA WALNUT

AVAILABLE TEXTURE

SUD MAT NAT

MATCHING E3
EDGE BAND

2056



DESIGN NO.: 4817



DESIGN NO.: 4816


P3

P3

DAME WOOD NATURAL

DAME WOOD BROWN

WOODS



4813 SUD DAME WOOD NATURAL

4814 SUD DAME WOOD BROWN

AVAILABLE TEXTURE

AVAILABLE TEXTURE

SUD MAT NAT

SUD MAT NAT

MATCHING E3
EDGE BAND

MATCHING E3
EDGE BAND

2013

2080

P3 is applicable only on Natura (NAT) finish.



DESIGN NO.: 4813



DESIGN NO.: 4814

P3

TEAKWOOD LIGHT



RIG WOOD



WOODS HORIZONTAL



4781 SUD TEAKWOOD LIGHT

AVAILABLE TEXTURE

SUD MAT

MATCHING E3
EDGE BAND

2094

4782 SUD RIG WOOD

AVAILABLE TEXTURE

SUD MAT

MATCHING E3
EDGE BAND

2067




DESIGN NO.: 4781



DESIGN NO.: 4782

WREN WOOD WARM



WREN WOOD DARK



WOODS HORIZONTAL



4783 SUD WREN WOOD WARM

AVAILABLE TEXTURE

SUD MAT

MATCHING E3
EDGE BAND

2056

4784 SUD WREN WOOD DARK

AVAILABLE TEXTURE

SUD MAT

MATCHING E3
EDGE BAND

2080



DESIGN NO.: 4783



DESIGN NO.: 4784

COLOURS





4703 SHINE GREY



ALBUS

TUSCAN IVORY

COLOURS



4701 SUD ALBUS

AVAILABLE TEXTURE

SUD MAT

MATCHING E3
EDGE BAND

1002

4702 SUD TUSCAN IVORY

AVAILABLE TEXTURE

SUD MAT

MATCHING E3
EDGE BAND

1020



DESIGN NO.: 4701


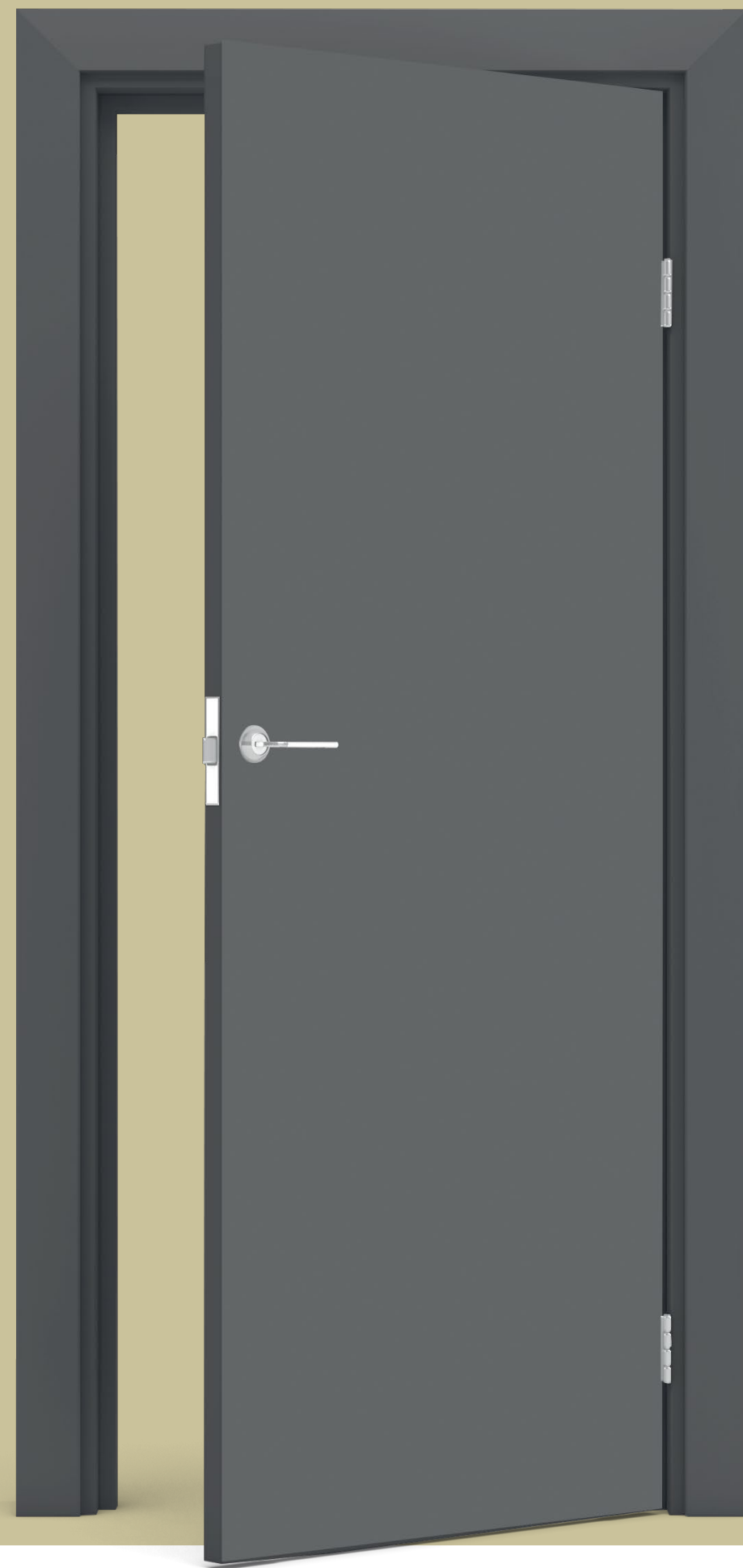
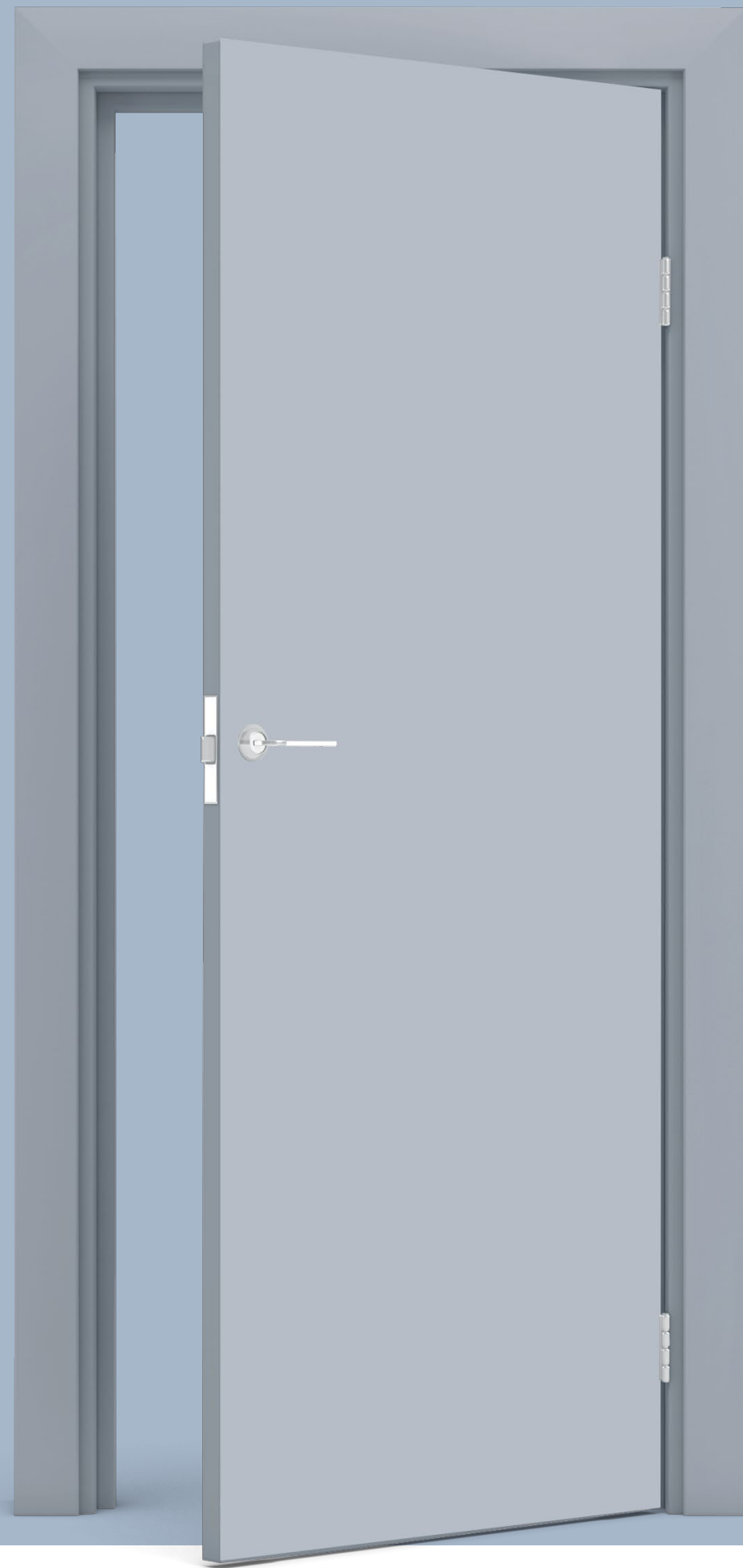


DESIGN NO.: 4702

SHINE GREY

GRETA GREY

COLOURS



4703 SUD SHINE GREY

AVAILABLE TEXTURE

SUD MAT

MATCHING E3
EDGE BAND

1501

4704 SUD GRETA GREY

AVAILABLE TEXTURE

SUD MAT

MATCHING E3
EDGE BAND

1019



DESIGN NO.: 4703



DESIGN NO.: 4704



4801 LARA OAK

COLLECTION

Design No.	Finish Code	Design Name	Category	Finish	EdgeBand (E3)
4701	SUD	Albus	Colours	Suede	1002
4701	MAT	Albus	Colours	Matt	1002
4702	SUD	Tuscan Ivory	Colours	Suede	1020
4702	MAT	Tuscan Ivory	Colours	Matt	1020
4703	SUD	Shine Grey	Colours	Suede	1501
4703	MAT	Shine Grey	Colours	Matt	1501
4704	SUD	Greta Grey	Colours	Suede	1019
4704	MAT	Greta Grey	Colours	Matt	1019
4781	SUD	Teakwood light	Woods Horizontal	Suede	2094
4781	MAT	Teakwood light	Woods Horizontal	Matt	2094
4782	SUD	Rig Wood	Woods Horizontal	Suede	2067
4782	MAT	Rig Wood	Woods Horizontal	Matt	2067
4783	SUD	Wren Wood Warm	Woods Horizontal	Suede	2056
4783	MAT	Wren Wood Warm	Woods Horizontal	Matt	2056
4784	SUD	Wren Wood Dark	Woods Horizontal	Suede	2080
4784	MAT	Wren Wood Dark	Woods Horizontal	Matt	2080
4801	SUD	Lara Oak	Woods	Suede	2053
4801	NAT	Lara Oak	Woods	Natura	2053
4801	MAT	Lara Oak	Woods	Matt	2053
4802	SUD	Ariza Oak	Woods	Suede	2094
4802	NAT	Ariza Oak	Woods	Natura	2094
4802	MAT	Ariza Oak	Woods	Matt	2094
4803	SUD	Lahvish Wood	Woods	Suede	2043
4803	NAT	Lahvish Wood	Woods	Natura	2043
4803	MAT	Lahvish Wood	Woods	Matt	2043
4804	SUD	Megeve Walnut	Woods	Suede	2067
4804	NAT	Megeve Walnut	Woods	Natura	2067
4804	MAT	Megeve Walnut	Woods	Matt	2067
4805	SUD	Tamarack	Woods	Suede	2046
4805	NAT	Tamarack	Woods	Natura	2046
4805	MAT	Tamarack	Woods	Matt	2046
4806	SUD	Sally Oak	Woods	Suede	2067
4806	NAT	Sally Oak	Woods	Natura	2067
4806	MAT	Sally Oak	Woods	Matt	2067
4807	SUD	Brunswick Light	Woods	Suede	2092
4807	NAT	Brunswick Light	Woods	Natura	2092
4807	MAT	Brunswick Light	Woods	Matt	2092
4808	SUD	Brunswick Dark	Woods	Suede	2080
4808	NAT	Brunswick Dark	Woods	Natura	2080
4808	MAT	Brunswick Dark	Woods	Matt	2080
4809	SUD	Breza Oak	Woods	Suede	2012
4809	NAT	Breza Oak	Woods	Natura	2012
4809	MAT	Breza Oak	Woods	Matt	2012
4810	SUD	Lukas	Woods	Suede	2091
4810	NAT	Lukas	Woods	Natura	2091
4810	MAT	Lukas	Woods	Matt	2091
4811	SUD	Warm Cherry	Woods	Suede	2092
4811	NAT	Warm Cherry	Woods	Natura	2092
4811	MAT	Warm Cherry	Woods	Matt	2092
4812	SUD	Grey Cherry	Woods	Suede	2024
4812	NAT	Grey Cherry	Woods	Natura	2024
4812	MAT	Grey Cherry	Woods	Matt	2024
4813	SUD	Dame Wood Natural	Woods	Suede	2013

Design No.	Finish Code	Design Name	Category	Finish	EdgeBand (E3)
4813	NAT	Dame Wood Natural	Woods	Natura	2013
4813	MAT	Dame Wood Natural	Woods	Matt	2013
4814	SUD	Dame Wood Brown	Woods	Suede	2080
4814	NAT	Dame Wood Brown	Woods	Natura	2080
4814	MAT	Dame Wood Brown	Woods	Matt	2080
4815	SUD	Averly Walnut	Woods	Suede	2056
4815	NAT	Averly Walnut	Woods	Natura	2056
4815	MAT	Averly Walnut	Woods	Matt	2056
4816	SUD	Bula Walnut	Woods	Suede	2056
4816	NAT	Bula Walnut	Woods	Natura	2056
4816	MAT	Bula Walnut	Woods	Matt	2056
4817	SUD	Meso Oak	Woods	Suede	2013
4817	NAT	Meso Oak	Woods	Natura	2013
4817	MAT	Meso Oak	Woods	Matt	2013
4818	SUD	Duna Oak	Woods	Suede	2086
4818	NAT	Duna Oak	Woods	Natura	2086
4818	MAT	Duna Oak	Woods	Matt	2086
4819	SUD	Teasury Walnut	Woods	Suede	2057
4819	NAT	Teasury Walnut	Woods	Natura	2057
4819	MAT	Teasury Walnut	Woods	Matt	2057
4820	SUD	Davos	Woods	Suede	2045
4820	NAT	Davos	Woods	Natura	2045
4820	MAT	Davos	Woods	Matt	2045
4821	SUD	Mocha Wood	Woods	Suede	2045
4821	NAT	Mocha Wood	Woods	Natura	2045
4821	MAT	Mocha Wood	Woods	Matt	2045
4822	SUD	Miller Oak	Woods	Suede	2042
4822	NAT	Miller Oak	Woods	Natura	2042
4822	MAT	Miller Oak	Woods	Matt	2042

DIMENSION CHART:

THICKNESS (In mm)	DIMENSION (In Feet)		
	4X8	4X7	3X7
1.0	SUEDE/MATT/NATURA	SUEDE/MATT	SUEDE/MATT
0.8	SUEDE/MATT/NATURA	SUEDE/MATT	SUEDE/MATT
0.6 (POST FORMING)	SUEDE/MATT/NATURA		

TECHNICAL DATA SHEET

Characteristics	Test Standard	Units	Specified Value	Greenlam Values	Specified Value	Greenlam Values
Classification	IS 2046: 1995		Type S, VGS		Type S, HGS	
Physical & Dimensional Properties						
Nominal Thickness	Clause- 5.3.1	mm	0.80		1.00	
Thickness tolerance	Clause- 5.3	mm	± 0.10	Conforms	± 0.10	Conforms
Density	EN ISO 1183-1	gms /cm3	1.35 Min	1.38 to 1.40	1.35 Min	1.38 to 1.40
Tolerance on Length	Clause- 5.4.6	mm	-Nil/ +10.0	-Nil/ +5.0	-Nil/ +10.0	-Nil/ +5.0
Tolerance on Width	Clause- 5.4.6	mm	-Nil/ +10.0	-Nil/ +5.0	-Nil/ +10.0	-Nil/ +5.0
Straightness of edges	Clause- 5.4.7	mm/m	≤ 1,5	Conforms	≤ 1,5	Conforms
Squareness of edges	Clause- 5.4.8	mm/m	≤ 1.5	Conforms	≤ 1.5	Conforms
Dimensional Stability at deviated temperature						
Longitudinal	Annex- F	%	≤ 0.65 Max	0.39	≤ 0.55 Max	0.33
Transverse	Annex- F	%	≤ 1.12 Max	0.58	≤ 1.025 Max	0.51
Dimensional Stability at 20°C						
Longitudinal	Annex- G	%	≤ 0.400 Max	0.28	≤ 0.375 Max	0.22
Transverse	Annex- G	%	≤ 0.675 Max	0.37	≤ 0.625 Max	0.32
Resistance to immersion in Boiling water						
Mass Increase	Annex- D	%	12.00 Max	8.05	10.00 Max	7.45
Thickness Increase	Annex- D	%	14.00 Max	8.72	11.80 Max	8.06
Appearance	Annex- D	Grade	Not worse than 4	Conforms	Not worse than 4	Conforms
Mechanical Properties						
Resistance to Cracking	Annex- K	Grade	Not worse than 4	Conforms	Not worse than 4	Conforms
Resistance to Impact by Small Diameter Ball						
Spring Force	Annex- H	N	20.0 Min	23	20.0 Min	25
Surface Properties						
Resistance to surface wear	Annex- C	No. of revolutions	150 Min	Conforms	350 Min	Conforms
Resistance to Steam	Annex- T	Rating	Not worse than 4	Conforms	Not worse than 4	Conforms
Dry heat resistance (180°C)		Rating	Not worse than 4	Conforms	No requirement	--
Resistant to Scratch	Annex- L	N	1.75 Min	Conforms	2.00 Min	Conforms
Resistant to Stain	Annex- E					
Group - 1 & 2	Annex- M	Rating	Not worse than 5	Conforms	Not worse than 5	Conforms
Group - 3 & 4	Annex- M	Rating	Not worse than 4	Conforms	Not worse than 4	Conforms
Resistance to colour change (In Xenon Light)	Annex- N	Rating	Not worse than 6	Conforms	Not worse than 6	Conforms
Fire performance						
Reaction to Fire	EN 13501-1	Rating	Class	Cs1d0	Class	Cs1d0
Thermal Conductivity	EN 12524	W/m °K	0.24	0.24	0.24	0.24
Health and Environmental Characteristics						
Food safe	EN 13130-1	--	--	YES	--	YES
Formaldehyde emission (release)	EN 717-1/ UL 2818	Class	--	E 1 / 7,3 ppb	--	E 1 / 7,3 ppb
Volatile Organic Compounds (VOC) Emission	ISO 16000-9	Class	--	A	--	A
Anti-Viral Efficacy & activity	ISO 21702-2019					
% Reduction in 24 hours		%	95% (min.)	99.9% (min.)	95% (min.)	99.9% (min)
Activity after 24 hours		Log Reduction	2.0 (min.)	Exceeds	2.0 (min.)	Exceeds
Anti-bacterial Efficacy & activity	JIS 2801-2012					
% Reduction in 24 hours		%	95.0 (min)	99.99	95.0 (min)	99.99
Activity after 24 hours		Log Reduction	2.0 (min)	Exceeds	2.0 (min)	Exceeds
Anti-Fungus Efficacy	ASTM G-21-2015					
Growth after 28 days		Class	1	0 (No Growth)	1	0 (No Growth)

Note: Whereas the Greenlam products are manufactured to thorough standards, the nature of the application procedure is beyond our control. The values given above are to the best of knowledge but without liability/warranty, expressed or implied.

Greenlam Industries Limited warrants that all its products are free from manufacturing defects and perfectly fit for use under normal conditions. In case of any claims, the liability of the company is however limited to the cost of the product only.

Note: The samples shown here are only indicative of the colour patterns and finishes available.

Application images are for illustration purposes only. Please refer to the actual product samples for colours & finishes available.



CORPORATE OFFICE

Greenlam Industries Limited
2nd Floor, West Wing, Worldmark 1,
Aerocity, IGI Airport Hospitality District,
New Delhi - 110 037 Tel : 91-11-42791399
E-mail : info@greenlam.com
Website : www.greenlamindustries.com

GREENLAM EXPERIENCE CENTER

Kolkata

25/B, Shop No. E & F,
Mirza Ghalib Road, Park Street,
Opposite: Westside Mall, Kolkata – 700016.
Contact No : - +91-98303-18020; +91-62921-26662
Email: experiencecenter.kolkata@greenlam.com

Ahmedabad

Showroom No- 1 & 2, Ground Floor,
Block-A, Westgate Business Bay, SG Highway,
Ahmedabad - 380051
Contact No. : 084870 77297
Email: experiencecenter.ahmedabad@greenlam.com

BRANCH OFFICES

AGRA: 7607000996 | **AHMEDABAD:** 9909983383 | **BANGALORE:** 6366892055 | **BHUBANESHWAR:** 9777454083 | **CHANDIGARH:** 9779450510 / 0172-62512583 | **CHENNAI:** 6381815215 / 044-42822672
| **COIMBATORE:** 9003917470 / 0422-4370407 | **DELHI / NCR:** 9650101768 | **GHAZIABAD:** 9650627111 | **GUWAHATI:** 8134944778/ 0361-2733306 | **HISAR:** 9996235599 | **HYDERABAD:** 9985711880 /
040-24801429 | **INDORE:** 8400099585 / 0731-4206153 | **JAIPUR:** 9818040684 / 0141-2333747 | **KOCHI:** 9746474575 / 0484-2531598 | **KOLKATA:** 9007011903 | **LUCKNOW:** 9151799938 / 0522-4000475 |
MUMBAI: 9136102399 | **MADURAI:** 9500099471 | **NAGPUR:** 9158886981 | **PATNA:** 9771404756 / 0612-6450235 | **PUNE:** 9730084501 / 020-26169307 | **RAIPUR:** 9752590672 | **RANCHI:** 9031002133 |
VIJAYAWADA: 9949818673 / 0866-2523135

